




THE BIGGEST JIGSAW IN THE WORLD



This **stone church** was not built here but near **Oxford Circus**, in central London, 176 years ago.




As Oxford Circus became a shopping area, there wasn't much need for a church anymore. But, **Kingsbury needed a church**. What could they do?



They decided to take down the church, and **move it stone by stone** to Kingsbury!




Each stone was numbered and laid out on the grass. It took builders **3 years** to put the church back together again here. **It was called 'the biggest jigsaw in the world'!**




CAN YOU BUILD THE CHURCH?

Take a look at the images of the Church on the table.


Using your blocks, **can you try and build a church?**





ST ANDREW'S KINGSBURY

THE SECRET ANIMALS OF ST ANDREW'S



The church is filled with lots of beautiful pieces of **furniture, windows, and artwork.**


But there are secret animals hidden everywhere...

RABBIT



The **pews** are the benches you sit on whilst in church. They were specially made for St Andrew's.

BIRD



The person who made them, many years ago, created a different animal or symbol at the end of each pew.

LION



WHAT ANIMALS CAN YOU FIND?

Colour in the different animals, and then **explore the church** and **see which ones you can find...**



ST ANDREW'S STAINED GLASS WINDOWS




Stained Glass is glass that has been coloured. Lots of small pieces can then be arranged into a pattern or picture. All the pieces are held together by strips of metal called lead.

Stained Glass has been used in church windows for a very long time. Many windows show important **stories** from the **Bible**. The windows are also beautiful, especially when the **sun shines** through them.

At **St Andrews's** there are **9** Stained Glass windows. Some of them are **150 years old!**

MAKE A STAINED GLASS WINDOW!

Follow the instructions on the next page to **make your own window**, then hang it up at home so the sun shines through!



MAKE A STAINED GLASS WINDOW

INSTRUCTIONS



- 1** Pick your window shape
- 2** Peel off the sticky layer of the paper - this will be your window
- 3** Put a strip of black card down the middle of your sticky paper and then across the middle
- 4** Fill the gaps of your sticky paper with tissue paper - whatever colours you like!
- 5** Holepunch a hole at the top of your window
- 6** Tie a piece of ribbon through the hole so you can hang up your stained-glass window at home!